


# Chapter One

Telescopes make things look bigger.  
Use the grid in the bigger circle to  
draw a bigger picture of the dolphin.



## Chapter Two



See if you can sort out Captain Tabby's tale of troubles. Read Chapter Two.

Then number each statement below in order.

\_\_\_ "We were their prisoners."

\_\_\_ "Those sea dogs hoisted a flag of their own."

\_\_\_ "We were blown off course in a gale."

\_\_\_ "The pirates set us adrift in our skiff."

\_\_\_ "We were ambushed by pirates."

\_\_\_ "They sailed the Seven Seas far out into the Cattibean Sea."

## Chapter Three


Try to find another sea dog hideout!

- Start at the big ship on the map and draw a line west until you run into an island.
- Now go north and pass between two small islands.
- Then go east and go between three more islands.
- At the third island, draw a line into the bay.



Did you find the hideout?

Now make up some names for the unusual islands below. Write them on the map.



# Chapter Four

See if you can find the names listed  
at the top of this hazy word search cloud.



MICE TOM ADMIRAL  
O'GRADY CALICO  
WINCHESTER OLIVER  
CHARLES CRAG

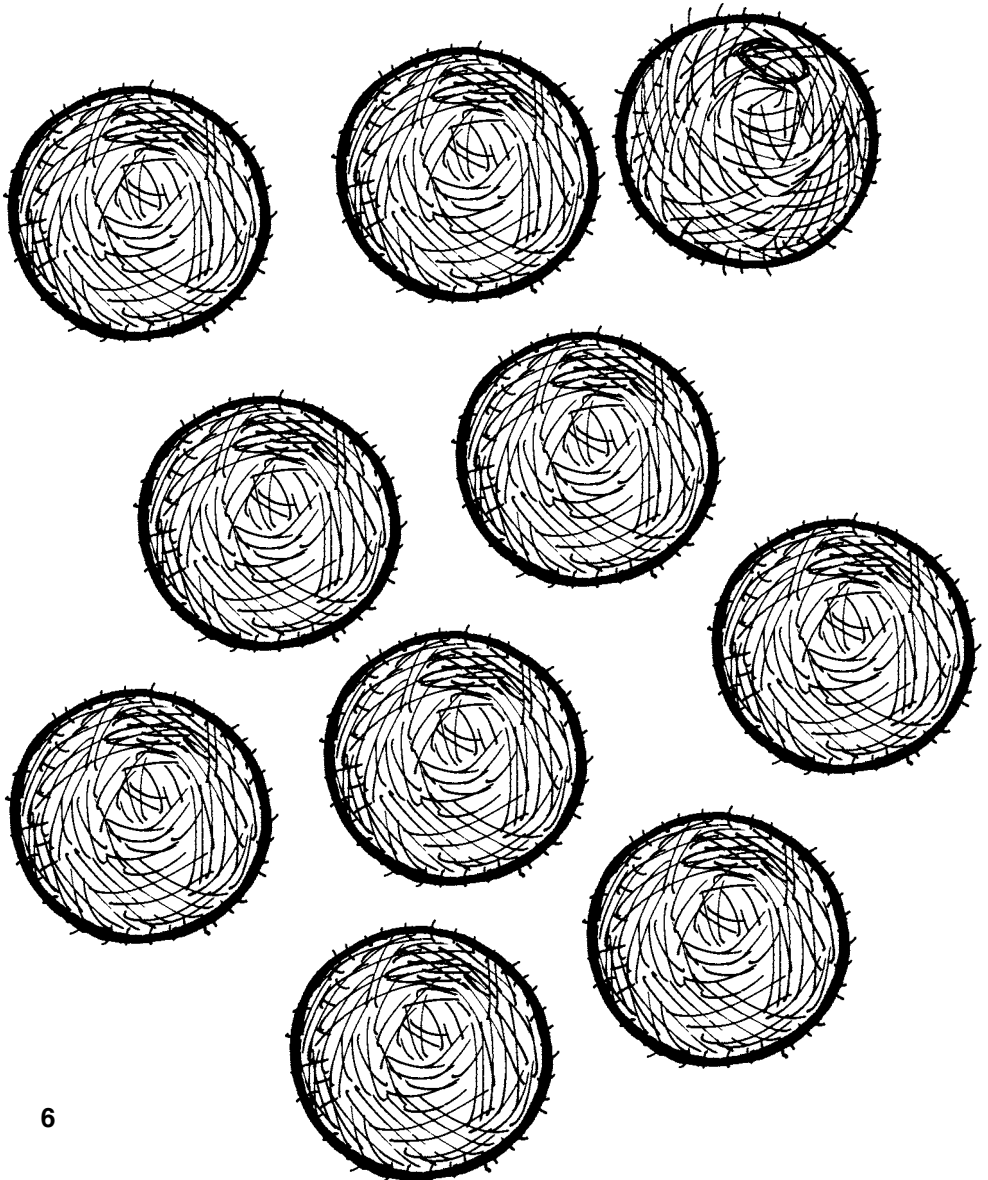
O S I P Y D A R G O  
S L A R I M D A F M  
R E T S E H C N I W  
Y R P C H A R L E S  
B A A T L S A E S O  
B E C I M Y G T N T  
A C C S I V A D O I  
T O L I V E R I B M

See answers, page 14.

# Chapter Five

Look carefully at the coconuts below.

Which one is different?






# Chapter Six

Pip made a dummy of the Admiral!  
He wanted the cats to think  
it was the real Admiral.




Circle the real thing  
in each set.



See answers, page 14.

# Chapter Seven


Draw a path of pebbles (dots) that will lead O'Grady away from the camp to the beach.





## Chapter Eight



Whoops! It looks like Oliver dropped some more sails. See if you can figure out who is under each one. HINT: Two are from the story, and the other is someone who never forgets.



See answers, page 14.




# Chapter Nine

Draw a line from each figure to the flag he would like best. Then color the flags.



Try this! Make your own volcano.

1. Take a jar and stand it on a plate.
2. Make it look like a volcano by piling dirt and rocks around it. Keep the lid on the jar for now.
3. When you're ready for the volcano to erupt, open the jar and put  $\frac{1}{2}$  cup of vinegar and 1 tsp. baking soda inside. Then . . . watch out!



## Chapter Ten

Charles and Oliver put out lots of fires.

Can you “put out” the mistakes in the picture below? Put an X through anything that is wrong.



Do your best coloring on this page.



# Answers




found on pages  
1, 3, 7, 8, 9, 10,  
11, 12, 13

page 2

- 3
- 6
- 1
- 5
- 2
- 4


page 5



page 7




page 8



page 9 Barnacle, elephant, Charles

page 10



page 12

