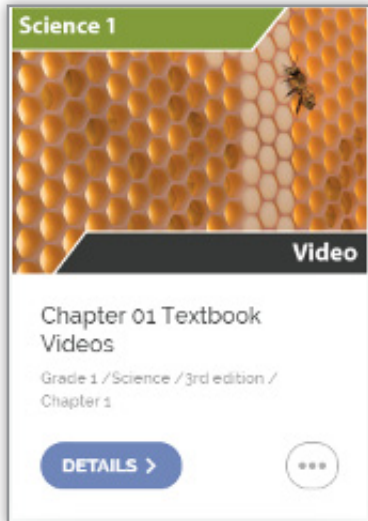


TeacherToolsOnline Textbook Video Access Instructions

Due to the uncertainty caused by the COVID-19 crisis, many schools and students may continue to need resources for remote learning environments. For this school year, BJU Press is providing access to video lessons for Teacher Tools Online premium users. Teachers with TTO premium access will be able to access video lessons and generate links for students to watch those videos at home.

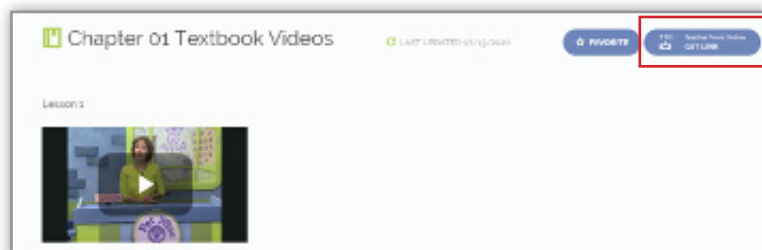
To access the videos:

1. Log in to teachertoolsonline.com.
2. Click on "Resources" and filter to your grade, discipline, edition, and chapter.
3. Find the "Textbook Video" resource for the chapter you're studying.

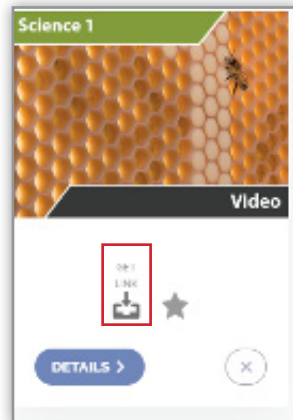


To create links for your students (two ways):

1. Click on the Details to view the videos and click on the "Get Link" button.



2. Click on the ellipses of the resource tile and choose the Get Link icon.



To send the videos:

1. Once you click the "Get Link" icon, the link will pop up. Click the "Copy Link" button.
Note: This link will expire. A notification indicates how long the link will be available.



2. Paste this link in your communication tool (LMS, SIS, email, etc.) to send it to your students. Your students will click on the link to access the designated video.

