



ELEMENTARY SUBJECT OVERVIEW

# Bible



# Contents

## 2 Our Vision

## 3 Program Approach

4 Reading, Interpreting, and  
Applying the Bible to Life

4 Modeling Bible Study Skills

5 Presenting the Authority  
of the Bible

5 Introducing Creation, Fall,  
Redemption

6 Teaching Basic Bible Doctrines

6 Building Belief and Confidence  
in the Truth

7 Sharing the Gospel

7 Developing Biblical Worldview Basics

## 8 Materials

## 10 The Features

10 Teacher Edition

12 Student Edition

## 14 Technology Resources

# OUR VISION

To equip students to begin a relationship with Christ by laying a foundational knowledge of biblical doctrine and the storyline of Scripture and by providing opportunities for students to understand, analyze, and apply Scripture to their lives.

## GOALS

- To equip students to read, interpret, and apply the Word of God to their lives
- To teach Bible study skills through modeling and guidance
- To recognize the Bible as the ultimate authority for faith and practice
- To expose students to the Creation, Fall, Redemption storyline of the Bible
- To teach basic Bible doctrines through biblical narratives
- To establish students' belief and confidence in the absolute truth of God's Word
- To present the gospel so students can know and testify of Christ as their Savior
- To communicate the basics of a biblical worldview for obedient living in God's world

## PROGRAM APPROACH

BJU Press's elementary Bible product line is constructed around 147 foundational Bible Truths (grade 1–3). These Bible Truths are studied in a systematic way, moving through the big story of the Old and New Testaments and leading students to appreciate God's grand design for mankind and creation (grades 4–5). Elementary Bible strives to instill a greater love for God and His Word by encouraging consistent Bible reading HABITs, singing, and regular Scripture memorization. Elementary Bible helps to bridge the gap between head knowledge and heart knowledge by guiding students as they study, interpret, and apply a biblical worldview.





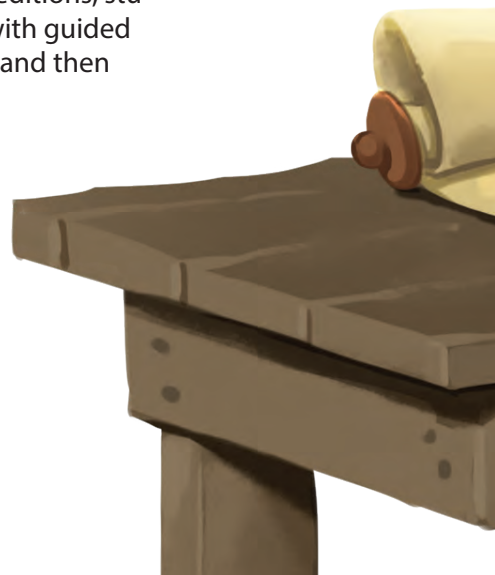
## ***Reading, Interpreting, and Applying the Bible to Life***

To grow in their spiritual walk, students must learn to study the Bible for themselves. So even as they learn how to read, they must also begin learning how to read, interpret, and apply the Word of God to their lives.

In the BJU Press elementary Bible program, this begins with basic biblical literacy skills in K5 and progresses through 147 meaningful Bible Truths taught in grades 1 through 3. Finally, in grades 4 and 5, students read, interpret, and apply the Bible to their lives as they trace the big story of Scripture.

## ***Modeling Bible Study Skills***

Through guided instruction presented in the teacher editions, students will encounter examples of studying the Bible with guided practice, learning Bible study skills through modeling and then applying these skills independently.



## ***Presenting the Authority of the Bible***

The Bible is the authoritative Word of God, so it should direct every area of life. One primary goal of this Bible program is to teach and reinforce the ultimate authority of the Bible so that students can trust in, believe, and apply it to their lives. Many of the 147 Bible Truths, presented as simple question-and-answer statements, help to reinforce the Bible's authority.

## ***Introducing Creation, Fall, Redemption***

The entire Bible is one big story of redemption, and this redemption storyline can be seen through the three-part Creation, Fall, Redemption paradigm. The BJU Press elementary Bible program introduces this paradigm early and weaves it through every chapter in every grade. Within this framework, the narratives are situated within the context of the Bible's overarching story, focusing on the significance of the covenants.





## ***Teaching Basic Bible Doctrines***

The question-and-answer Bible Truths illuminate the basis doctrines of the Bible in age-appropriate language and depth (grades 1–3). Fundamental Bible doctrines are reviewed and key teachings and principles are emphasized across both the Old and New Testaments (grades 4–5). Students gradually grow in doctrinal understanding in both breadth and depth.

## ***Building Belief and Confidence in the Truth***

Students are growing up in a pluralistic, relativistic culture that imparts skepticism of truth and challenges authority. Yet the Bible asserts that it is absolutely true and that God is our sovereign Ruler, a perfect and all-powerful authority. These courses not only foster confidence in the truthfulness of Scripture but also provide biblical worldview lessons that connect Bible content to real life, nurturing faith and reinforcing belief in the process.

## ***Transforming Hearts and Minds for Christ***

Doctrinal instruction and study skills are useless without the transforming power of the gospel. Students will consistently encounter gospel themes of sin, redemption, and salvation and be encouraged to trust personally in Christ. As they journal their personal responses, they deepen their understanding and application of these truths.

## ***Developing Biblical Worldview Basics***

Applying God's Word to God's world requires discernment and wisdom, as well as viewing through the right set of lenses—through a biblical worldview. Through various themes woven throughout on knowing and loving God's Word, linking the Old Testament to Jesus in the New Testament, applying biblical teachings in daily life, interpreting different parts of the Bible, and understanding the need for a Savior while nurturing a personal relationship with God, students will grasp the foundational aspects of this worldview and cultivate it further as they mature.






# MATERIALS

## Student Worktext

Each worktext helps students apply the Bible, practice Bible study skills, and review lesson content. Colorful activities motivate young students to study and apply Scripture. K5 provides a foundation to biblical literacy through visually engaging story cards. Grades 1–3 teach students foundational Bible truths using nearly 150 question-and-answer statements (spread over three years). Grades 4–5 trace the Bible's big story through the Old and New Testaments and provide knowledge of essential bible accounts to deepen students' understanding of fundamental Bible doctrines.




## Assessments

Each assessment packet includes one or two age-appropriate tests per unit.



## Teacher Edition

Each teacher edition includes resources for planning lessons, engaging students, providing classroom instruction, applying that instruction to life, and assessing student understanding. Lessons include teaching strategies, discussion questions, answers, and other features that support the teacher in customizing lessons according to individual student needs.



All materials are available as eTexts in BJU Press Trove™.

# THE FEATURES *Page Examples*

Lesson 88  
Worktext Pages 181–85

**What is the change of a sinner's heart called?**  
**This change of heart is called regeneration.**

Titus 3:5

### Objectives

- 88–90.1 Define *regeneration*.
- 88–90.2 Explain why the sinner's heart needs to change. **BWS**
- 88–90.3 Compare and contrast regeneration with resurrection.
- 88–90.4 Give proofs of regeneration.
- 88–90.5 Recite Bible Truth 63.

### Biblical Worldview Shaping

- **Identity** (formulate): A person's heart needs to change in salvation because changing a person to love God and to be more and more like God is what salvation is all about. (88–90.2)

### Resources

- Song: "Bible Truth 63"
- Instructional Aid 16, *Regeneration and Resurrection*

### Materials

- Photos of infants with physical differences
- Photos of a leopard and a female lion
- Plant from Lesson 77 and a seed of that plant
- Audio of several animal calls the students know

### Term

- **regeneration**: the change of a sinner's heart at salvation; new birth

### Memory Verse

- Romans 3:23–24

## ENGAGE

### Needed Change

Ask the following question to set the stage for the coming discussion about necessary change.

What is the change of a sinner's heart called?

**Biblical worldview shaping (BWS) statements give the central idea with tagged objectives that equip students with biblical ways to view the world and answer difficult questions about life.**



**Resources lists items provided for the teacher within the curriculum to supplement instruction.**

Have you ever tried to change your heart hoping that it could take punishment? **Answers will vary.**

Explain that our sinful hearts need the change of regeneration through Christ because we cannot change ourselves.

Guide a **visual analysis** of pages 184–85 to help students understand the circumstances of Saul's conversion.

**On how many people is the light shining?** **one**

**Where is the light coming from?** **the sky**  
**When someone is on his knees, what kind of attitude does he usually have?** **humble, questioning, honoring, submissive**

### Saul's Conversion

Acts 9:1–22

Introduce the **story** of Saul's salvation to focus on the sinner's need for regeneration.

Saul was an Israelite who knew the Old Testament well. He led Jews to worship God. He also didn't believe that Jesus was God, so he hated people who worshiped Jesus. Saul thought worshiping Jesus was a sin, so he was glad that a Christian named Stephen was killed. Saul thought he was serving God by putting Christians in prison.

**Teaching cycle headings indicate the stage and progression of the teaching cycle.**

*Bible 2 Teacher Edition*

**Objectives gives you clear goals for the outcomes of the students' learning from the lesson.**

Lessons  
1-2

## Introduction: Creation Mandate

Worktext pages 3-4

Genesis 1:1-31

### Chapter Focus

God fulfilled His covenants in Jesus the Deliverer.

### Lesson Focus

God created everything good and gave man dominion over it.

### Objectives

- Defend the Bible's inspiration and authority
- Explain God's purpose for making mankind
- Propose ways to create and cultivate

### Teacher Resources

- Instructional Aid 1: *Biblical Worldview Themes*
- Instructional Aid 3: *Creation Mandate*

Memory Verse: Genesis 1:27-28

Bible Truths: 1-5 [3, 8, 18, 24-25]

### Introduction

Lesson 2 begins after the introduction of the course and the teaching on the inspiration and authority of the Bible.

**Course Layout:** Refer to the Lesson Features to introduce the course. Explain the parts of the Worktext and how you plan to implement them.

The terms on the student page are for the entire lesson and may not necessarily occur in the student article.

**The Bible's Big Story:** Point out that this course is designed to help the students understand the Bible as one big story, God's story of His redemption of mankind.

**The Fullness of Time:** Explain the title of the book as referring to God's sending Jesus at just the right time to fulfill His redemption plan. Read Galatians 4:4-5 and explain that this is about Jesus' coming to pay for the sins of the world to make believers the children of God. God is now redeeming those who repent and trust in Christ. Read Ephesians 1:10 and explain that this is the final gathering of all to Christ because He has fulfilled God's redemption plan. One day, God will bring all together under the rule of Christ as King.

The instructional aids are duplicated, where helpful, in the worktext as resources with the same numbers. Refer the students to the resource number that instructional aid number to follow along.

**Bible Themes:** Use Instructional Aid 1 to introduce the biblical themes the book will trace through

### Introduction: Creation Mandate

Genesis 1:1-31  
Memory: Genesis 1:27-28

How do we know the Bible is true?

#### The Bible: God's Book

The Bible starts with a bold, grand statement. It tells of the very beginning when it says that God created the world. When we read the first sentence of the Bible, there is no explanation about the book we are reading. God expects us to trust the truth of His Word and His authority to tell us these things. He is the only one able to tell us all about His creation. He is the only Creator.

The writers often expressed that they wrote what God had said. They were showing that God inspired the Bible and gave it His authority. The New Testament claims inspiration and authority for the Bible. God gave it by His authority. He gave it through inspiration.

Second Timothy 3:16 says the writings have been given by God's inspiration. *Inspiration* means "God-breathed." God's written Word, the Scriptures, are helpful for teaching us to know how to live in God's creation. *Doctrine* or *teaching* tells us what is the truth, *reproof* shows what we have done wrong, *correction* tells us how to make things right, and *instruction in righteousness* teaches us how to continue to be right with God. Scripture, then, helps us to glorify God with our lives. It is instructions from the Creator about His creation.

God as the Creator "breathed out" the Bible by moving men to write His words. He works supernaturally, outside of and above nature. The Bible is a miracle. It is produced by God in this supernatural way called inspiration. God tells us in 2 Peter 1:21 that He used holy men to write down exactly what the Holy Spirit wanted written.

Inspiration: the supernatural influence of the Holy Spirit on the writers of the Bible so that they wrote exactly what God wanted written

Creation Mandate: mankind's responsibility and blessing as God's image-bearers to fill the earth and to rule under God's greater rule by creating and cultivating

dominion: authority; control; rule



**Icons tag objectives that are aimed at biblical worldview shaping.**

Bible 5: The Fullness of Time

Lessons 1-2 3

the Bible: glory of God, covenants, kingdom, law/wisdom, divine presence, and atonement/priesthood. Explain that, as we study the New Testament, we will see these themes in many passages and look at summaries of each theme through the Creation, the Fall, and the Redemption.

**Anticipation of the New Testament:** Explain that all God's work with mankind in the Old Testament was pointing forward to the New Testament. Those who understood the Old Testament were filled with great anticipation for God's New Testament work.

### Teach for Understanding

- 2 Timothy 3:16-17 and 2 Peter 1:20-21

**Explain:** God tells us about how His Word was given to us in this passage. The Bible is the main subject.

**What is the subject in both of these passages? the Bible**

- Read Worktext page 3.

**Who wrote the Bible? Holy men wrote the words breathed out by the Holy Spirit**

**Who are the three persons of God? the Father, the Son, and the Holy Spirit.**

**Cyan and magenta text indicates questions and answers for the students' understanding and application.**



**Learning from \_\_\_\_\_ indicates a story and its connection to the Bible Truth.**

## Learning from Job

### Satan Was Created Good

God is good. God can only create good things. Satan was created as a good angel. The book of Job tells us all the angels rejoiced when God created the world.

## Biblical Worldview

### God Knows Everything and Is Fair

God knows all things and is always in control. Nothing is a surprise to God. When Satan rebelled against Him, God was not surprised. Just as a principal would be right to expel a third-grade student who tried to take over the school, God was right to throw Satan out of heaven. God has the right to keep anyone out of heaven who should not be there. God is a fair judge.



**Biblical Worldview connects the Bible Truth with the biblical big story of our world and a big question it answers.**

## Bible Living

### God Is Stronger than Satan

Satan is evil. He caused evil to come into the world. God is stronger than Satan. Because I can trust God, I can go to Him. He can help me when I am afraid.



**Photos and art pieces help students remember the Bible Truth lessons and connect them to life.**

**Worktext assessments give you and the students an evaluation of the students' understanding.**

Use the word bank to complete the statement defining *repentance*.

act answer away forgiveness mind sorry speech

1. the \_\_\_\_\_ of being \_\_\_\_\_ for, asking \_\_\_\_\_ for, and turning \_\_\_\_\_ from sin; a change of \_\_\_\_\_ about sin

Write an explanation.

2. Refer to Mark 7:21–23 to explain how the roots of a tree are like a person's heart.


---



---

Provide words that show a change.

3. Notice how the roots of a tree affect the tree's fruit. Write words in the blanks by the second tree that show contrasting good fruit once a person has repented of sin and trusted Christ.



Write an explanation.

4. Use the trees above to explain repentance as the root attitude and fruit of repentance as outward results.

**Journal questions give students opportunities to apply Bible Truths to their personal lives in an effective way.**

\_\_\_\_\_ance and faith. \_\_\_\_\_

Write in your journal about your attitude toward repenting and putting faith in Christ. If you have already trusted Christ as your Savior, write about an area of your life in which you need to repent of sin in your heart.


# TECHNOLOGY RESOURCES

## BJU Press Trove™

[bjupress.com/technology/trove](http://bjupress.com/technology/trove)

Find unique tools for preparing students to study and apply the Bible with age-appropriate tools and resources.

- Short videos present animated infographics to explain Bible stories and help students think through complicated concepts about the Bible.
- Editable Microsoft PowerPoint presentations include lesson support, memory verses, reviews of Bible Truths, and more.
- Search and project electronic copies of the student and teacher editions to aid in discussion and make going over student reviews and assignments easier.
- Test bank questions are available with a Trove teacher subscription (available for grades 2–3), and the assessment builder allows you to create customized quizzes and tests. You can edit questions and answers and easily create multiple versions of tests to discourage cheating.





# BJU Press Bible Series

A comprehensive Bible program should challenge students' affections, teach with the goal of heart and life change, and equip students to apply a biblical worldview in all academic subject areas. Ultimately, teachers want to see students living with a biblical worldview in all areas of life. To achieve this, students need an ordered foundation of Bible knowledge and key opportunities for application and evaluation.

The BJU Press Bible series has a careful scope and sequence that includes Bible knowledge, Bible doctrines, applications for biblical living, tools for Bible study, and a comprehensive biblical worldview. This program seeks to provide students with an understanding of Scripture that will shape their lives and futures.

## Elementary Bible

Our elementary Bible program begins with Bible knowledge with a doctrinal focus (grades 1–3) and includes a full survey of the Old Testament and New Testament (grades 4–5). Students learn to connect scriptural accounts to each of the Bible Truths and apply truths to their own lives. Socratic questioning, teacher modeling, guided formative assessments, and independent study expand and reinforce students' Bible knowledge and application of foundational doctrines.

## Middle and High School Bible

Our secondary Bible courses begin with a grade-appropriate introduction to worldviews (grade 6). The focus then turns to teach students how to observe, interpret, and apply Scripture through a structured survey of the Old and New Testaments (grades 7–9), followed by systematic theology (grade 10). In preparation for adulthood, students complete the program by applying the biblical framework of Creation, Fall, Redemption to foundational and current cultural issues (grade 11) and by applying a study of virtues to various ethical issues (grade 12).



Elementary Bible materials are available for K5 and grades 1–5.  
For more information, contact your Precept sales representative  
at [preceptmarketing.com/rep](http://preceptmarketing.com/rep) or visit [bjupress.com](http://bjupress.com).

