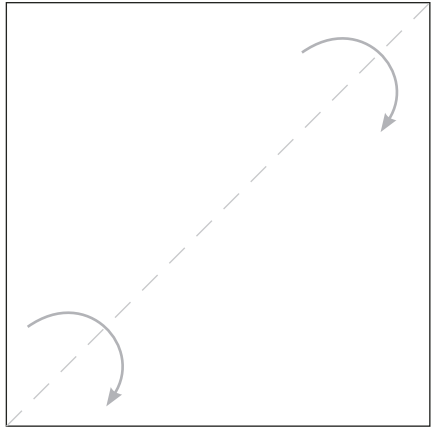


Make a snowflake

You will need:

- a square piece of thin paper
- scissors

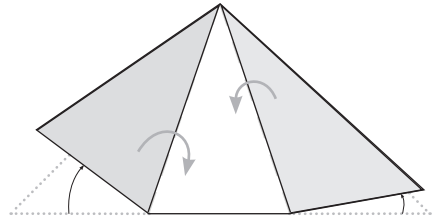
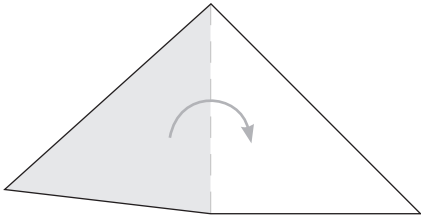
STEP 1—Fold the paper in half to make a triangle.



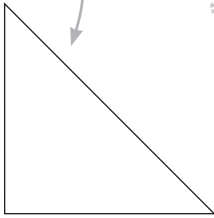
STEP 2—Fold the triangle in half again.



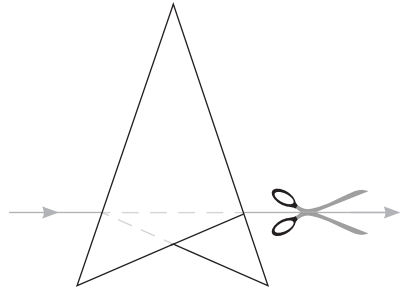
❄️ **STEP 3**—Fold it in half again, OR... ..fold it in thirds.



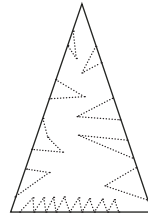
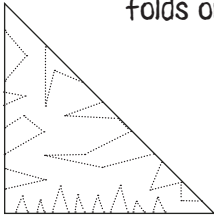
This Way or This Way
Not both! 😊



❄️ **STEP 4**—Cut off the bottom to straighten the outside edge



❄️ **STEP 5**—Cut some triangles into the folded sides. Be careful! Don't cut all the way through, or it will fall apart. Be sure to leave some of the folds on both edges.



❄️ **STEP 6**—Unfold your snowflake.